

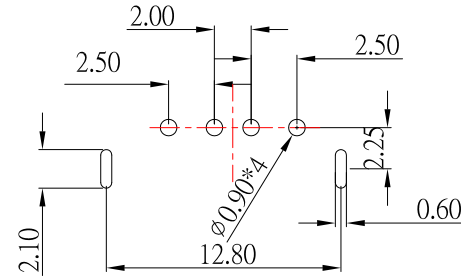
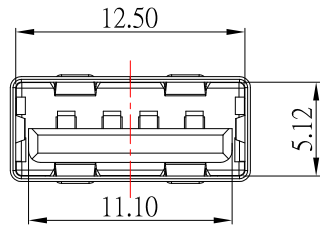


SUA-110V8I-x-S329

COLOR :

Black : B

White : W



P.C.B LAYOUT MOUNTING PATTERN

SPECIFICATIONS

Electrical:

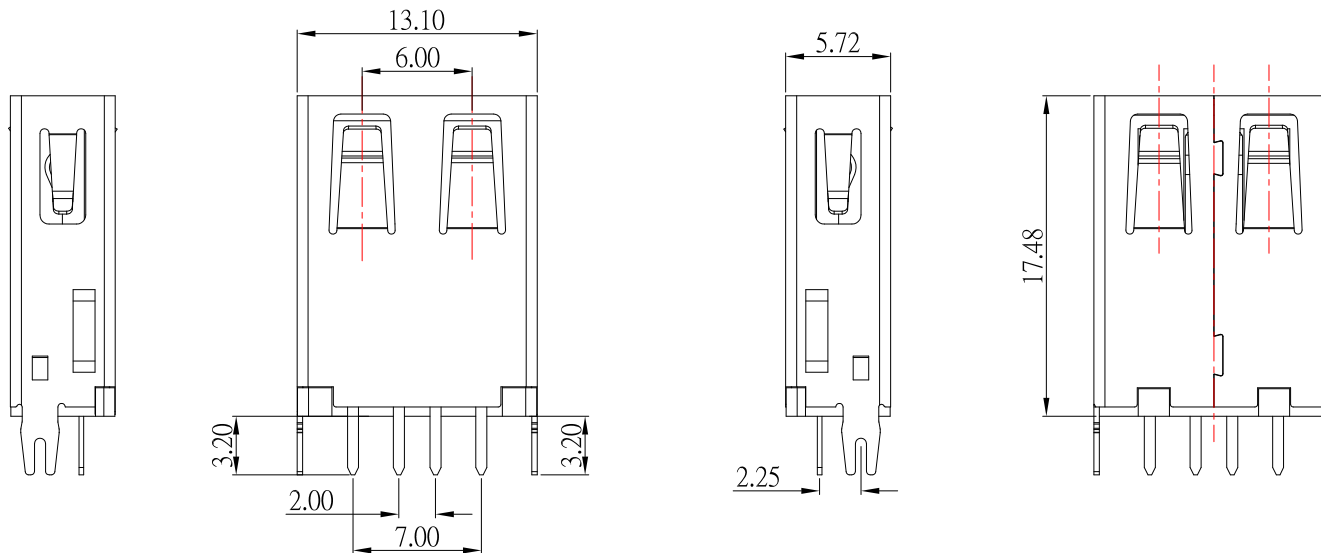
- 1.Contact Resistance: 30 mΩ Max
- 2.Insulation Resistance: 1,000 MΩ Min
- 3.Dielectric Withstanding Voltage: 500 V DC

Material:

- 1.Housing: PBT, UL 94V-0
- 2.Contact: BRASS
- 3.Shell: SPCC

Finish:

- 1.Contact: Plated Gold in Mating Area ;
Tin Plated on Solder Balls
Nickel under plated overall
- 2.Shell: Nickel under Plated surface layer



TOLERANCE UNLESS OTHERWISE STATED :

Up to 5 ±0.2
Above 5 ~ 15 ±0.3
Above 15 ~ 30 ±0.4
Above 30 ~ 50 ±0.5
Angle ±0.3°

3RD. ANGEL'S



UNITS

MM

DRAWN BY: Jack Lu
CHECKED BY: Jacky Chen
APPROVED BY: Tony Kao

DATE: 06/17/22
DATE: 06/17/22
DATE: 06/17/22

MATL
FINISH
SCALE
SHEET NO.

TITLE: CONNECTOR
MODLE: USB A/F 插板 無捲邊直腳 L:17.5mm
DWG NO.: SUA-110V8I-x-S329
PART NO.: SUA-110V8I-x-S329

SIZE: A4
VER: R1

ITEM NO.	DESCRIPTION	DRAWN	DATE
1	更新樣式	Jack	061722